



# Introduction

2

Climbing is a fast growing activity amongst teens and adults in our communities.

## Trekfit presents: The Urban Boulders line

Beautiful free-standing sculptures composed of striking geometric angles, they are visually impressive and fun, being both an attractive addition to any space as well as a great way to encourage and foster family and community engagement through physical fitness and activity.

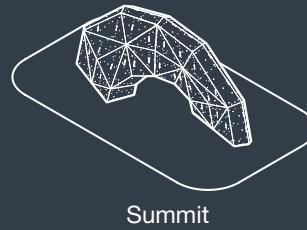
Inspired by indoor climbing boulders, with both positive and negative inclinations, the difficulty level is variable, making it easy to get started while keeping it challenging. Bringing together people of all ages and abilities, our Urban Boulders will help improve basic skills like agility while simultaneously building strength.





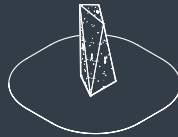
## The Canyon and the Summit

Boldest Urban Boulders  
14' and 12' high.

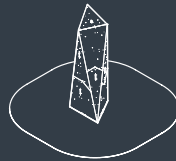


## The Stone

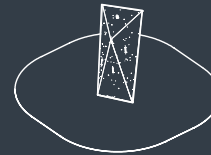
4 configurations  
8', 10' and 12' high.



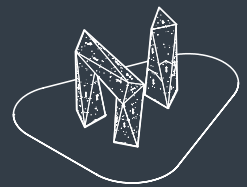
Stone Boulder 8ft



Stone Boulder 10ft



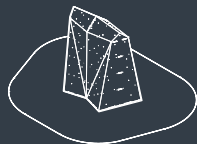
Stone Boulder 12ft



Stone Boulder Formation

## The Alpine

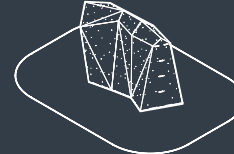
Modular and expandable  
10' high.



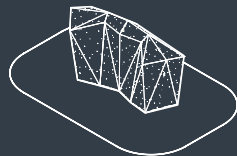
Alpine V1



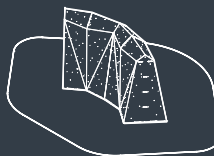
Alpine V2



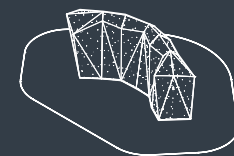
Alpine V3



Alpine V4



Alpine V5



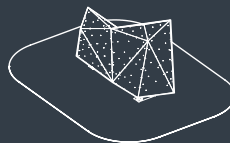
Alpine V6

## The Base and Basecamp

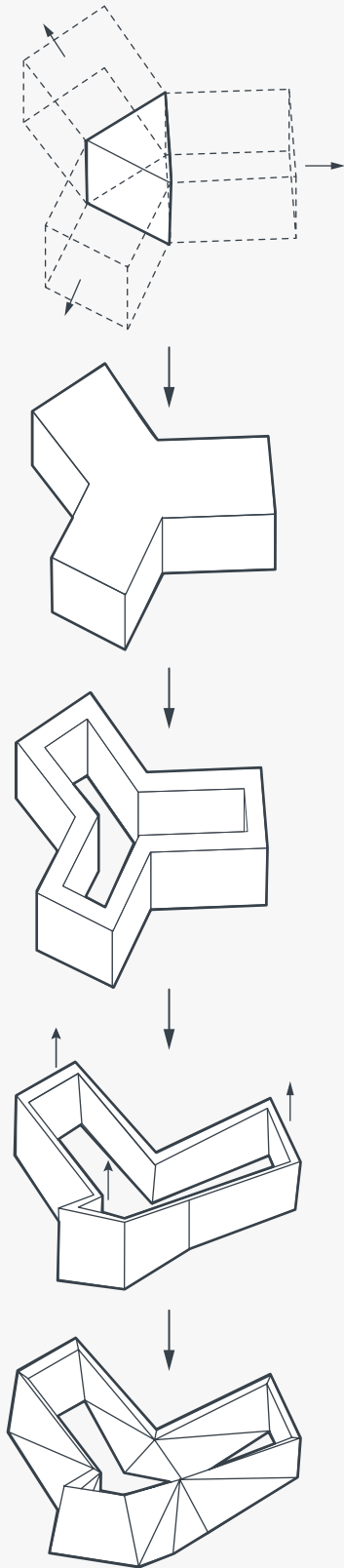
Ideal for kid's playground  
8' high.



Base



Basecamp



---

The Boulder was designed to include 3 arches, offering a gradual progression in the levels of difficulty.

---


Its core was removed, creating additional climbing surfaces in its central area.

---

The archways were elevated to provide a convenient access to the central area, enhancing the visibility through the Boulder and offering a range of climbing surfaces at different heights (10', 12' and 14').

---

Its surfaces were fragmented, creating a challenging geometry for bouldering.



## Specifications


---

ft<sup>2</sup> 1,400 ft<sup>2</sup> of climbable surfaces.

12 Up to 12 users on the structure.

3 Levels of difficulty, from beginner to advanced.


3 Climbing elevations (10', 12' and 14').



## Meet Trekfit's boldest creation.

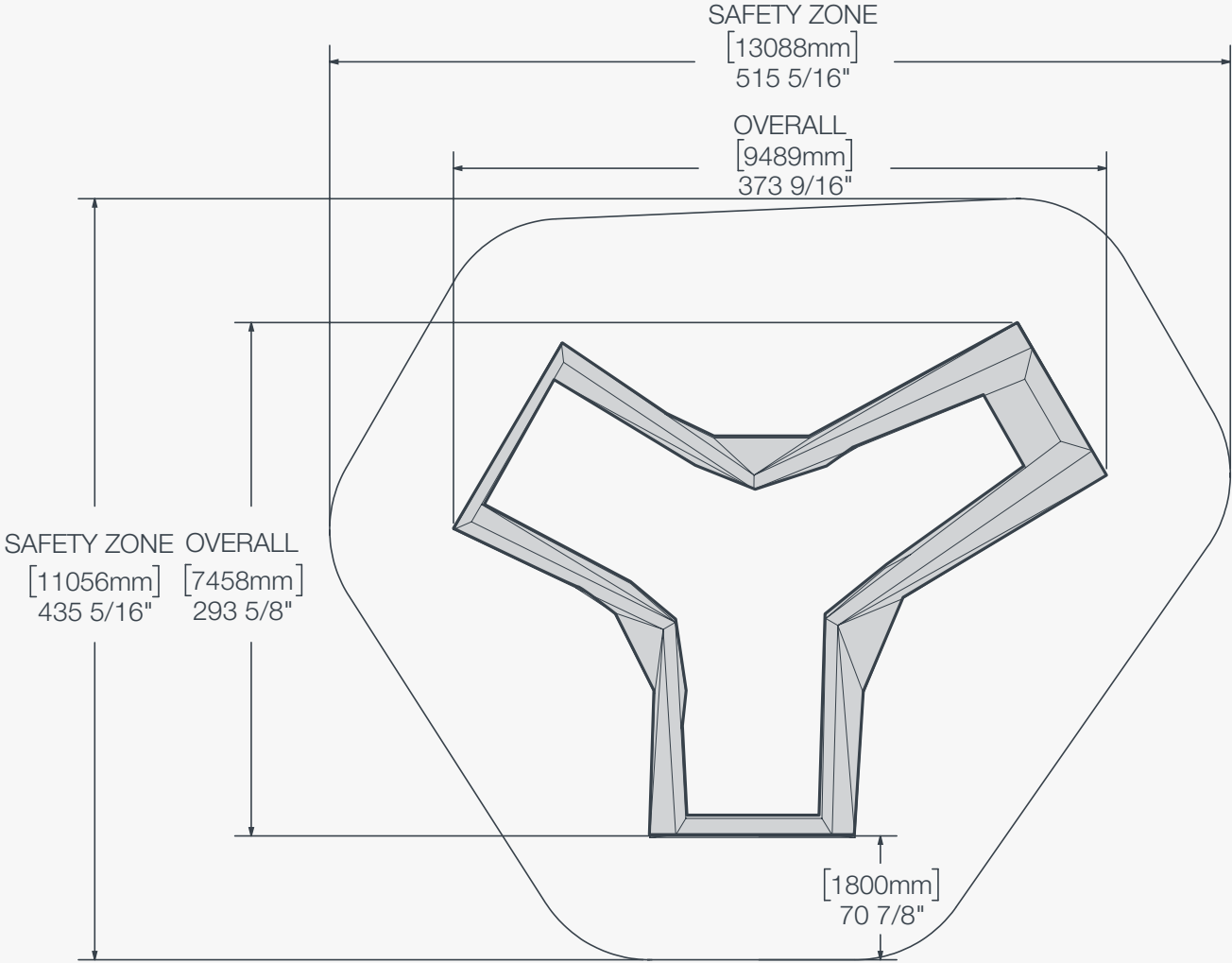
Inspired by the serene beauty of natural canyons, which serve as urban escapes, this Urban Boulder offers an engaging activity for both teens and active adults.



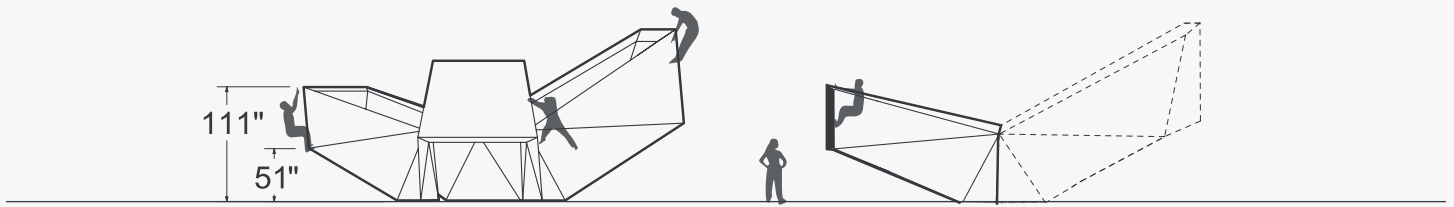


Designed specifically for your park, it features the largest climbing surface to date and an intuitive, appealing design that seamlessly integrates with its surroundings. The Canyon stands as a harmonious blend of art and recreation, inviting adventure in your park.

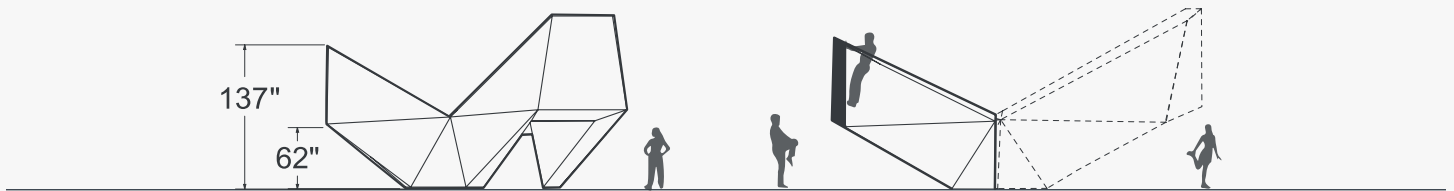




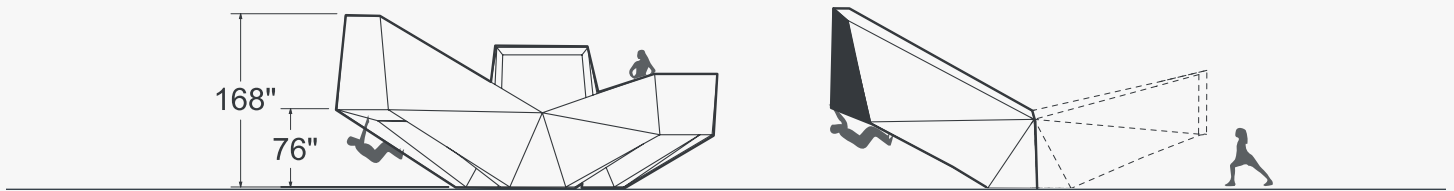




**Arch 1** Difficulty : beginner | Height 111" | Incline : positive



**Arch 2** Difficulty : intermediate | Height 137" | Incline : mixed



**Arch 3** Difficulty : advanced | Height 168" | Incline : negative + overhang



